

FINAL GENERAL FUND BUDGET

Fiscal Year 2017-2018

General Fund Budget Approval


Date of Adoption of the General Fund Budget: 06/07/2017



President of the Board - Original Signature Required

6-7-17


Date



Secretary of the Board - Original Signature Required

6-7-17

Date



Chief School Administrator - Original Signature Required

6-7-17

Date

Michael J Sokoloski

Contact Person

(570)421-1990

Extn :20340

Telephone

Extension

msokoloski@sburg.org

Email Address

**CERTIFICATION OF ESTIMATED ENDING FUND BALANCE
FROM 2017-2018 GENERAL FUND BUDGET**

24 PS 6-688

(10/2010)

SCHOOL DISTRICT : Stroudsburg Area SD	COUNTY : Monroe	AUN : 120456003
--	--------------------	--------------------

No school district shall approve an increase in real property taxes unless it has adopted a budget that includes an estimated, ending unreserved undesignated fund balance (unassigned) less than or equal to the specified percentage of its total budgeted expenditures:

Total Budgeted Expenditures	Fund Balance % Limit (less than or equal to)
Less Than or Equal to \$11,999,999	12.0%
Between \$12,000,000 and \$12,999,999	11.5%
Between \$13,000,000 and \$13,999,999	11.0%
Between \$14,000,000 and \$14,999,999	10.5%
Between \$15,000,000 and \$15,999,999	10.0%
Between \$16,000,000 and \$16,999,999	9.5%
Between \$17,000,000 and \$17,999,999	9.0%
Between \$18,000,000 and \$18,999,999	8.5%
Greater Than or Equal to \$19,000,000	8.0%

Did you raise property taxes in SY 2017-2018 (compared to 2016-2017)?

Yes

No

If yes, see information below, taken from the 2017-2018 General Fund Budget.


Total Budgeted Expenditures	\$108268328
Ending Unassigned Fund Balance	\$8654660
Ending Unassigned Fund Balance as a percentage (%) of Total Budgeted Expenditures	8.0%

The Estimated Ending Unassigned Fund Balance is within the allowable limits.

Yes

No

I hereby certify that the above information is accurate and complete.

SIGNATURE OF SUPERINTENDENT 	DATE 7 June 17
--	-------------------

DUE DATE: AUGUST 15, 2017

**CERTIFICATION OF USE OF PDE-2028
FOR PUBLIC INSPECTION OF 2017-2018 PROPOSED BUDGET**

24 PS 6-687(a)(1)

(03/2006)

School District Name : Stroudsburg Area SD	County : Monroe	AUN Number : 120456003
---	--------------------	---------------------------

Section 687(a)(1) of the School Code requires the president of the board of school directors of each school district to certify to the Department of Education that the proposed budget was prepared, presented and will be made available for public inspection using the uniform form prepared and furnished by the Department of Education.

I hereby certify that the above information is accurate and complete.

SIGNATURE OF SCHOOL BOARD PRESIDENT 	DATE 5-3-17
---	--------------------

DUE DATE: IMMEDIATELY FOLLOWING
ADOPTION OF PROPOSED
FINAL GENERAL FUND BUDGET

<u>Val Number</u>	<u>Description</u>	<u>Justification</u>
5310	Expenditure Detail: 100 Salaries amount must be greater than 200 Benefits amount. For an exception, please enter a justification below. Function 2700, Object 100: \$1,739,147.00 Function 2700, Object 200: \$2,020,390.00	Transportation employees are considered full time when working 5 hours daily and receive a rich health insurance package and defined PSERS retirement plan.
8080	Ending Fund Balance Entry and Budgetary Reserve: If 0850 Estimated Ending Unassigned Fund Balance is not equal to 0, a justification must be entered below.	Unassigned Fund Balance to be used for future unexpected expenditures.
8150	Ending Fund Balance Entry and Budgetary Reserve: If 0830 Committed Fund Balance is not equal to 0, a justification must be entered below.	Committed Fund Balance to be used for future technology upgrades, implementation of a cyber school.

<u>ITEM</u>	<u>AMOUNTS</u>
Estimated Beginning Unreserved Fund Balance Available for Appropriation and Reserves Scheduled For Liquidation During The Fiscal Year	
0810 Nonspendable Fund Balance	
0820 Restricted Fund Balance	
0830 Committed Fund Balance	1,615,000
0840 Assigned Fund Balance	
0850 Unassigned Fund Balance	9,500,000
Total Estimated Beginning Unreserved Fund Balance Available for Appropriation and Reserves Scheduled For Liquidation During The Fiscal Year	<u>\$11,115,000</u>
Estimated Revenues And Other Financing Sources	
6000 Revenue from Local Sources	72,136,225
7000 Revenue from State Sources	31,235,216
8000 Revenue from Federal Sources	3,400,000
9000 Other Financing Sources	
Total Estimated Revenues And Other Financing Sources	<u>\$106,771,441</u>
Total Estimated Fund Balance, Revenues, and Other Financing Sources Available for Appropriation	<u>\$117,886,441</u>

	<u>Amount</u>
REVENUE FROM LOCAL SOURCES	
6111 Current Real Estate Taxes	61,911,725
6112 Interim Real Estate Taxes	150,000
6113 Public Utility Realty Taxes	80,000
6114 Payments in Lieu of Current Taxes - State / Local	35,000
6140 Current Act 511 Taxes - Flat Rate Assessments	71,000
6150 Current Act 511 Taxes - Proportional Assessments	3,650,000
6400 Delinquencies on Taxes Levied / Assessed by the LEA	5,400,000
6500 Earnings on Investments	60,000
6700 Revenues from LEA Activities	25,000
6800 Revenues from Intermediary Sources / Pass-Through Funds	614,000
6910 Rentals	23,000
6940 Tuition from Patrons	38,500
6990 Refunds and Other Miscellaneous Revenue	78,000
REVENUE FROM LOCAL SOURCES	\$72,136,225
REVENUE FROM STATE SOURCES	
7110 Basic Education Funding	13,718,063
7160 Tuition for Orphans Subsidy	150,000
7271 Special Education funds for School-Aged Pupils	2,761,255
7311 Pupil Transportation Subsidy	1,400,000
7320 Rental and Sinking Fund Payments / Building Reimbursement Subsidy	1,000,000
7330 Health Services (Medical, Dental, Nurse, Act 25)	89,000
7340 State Property Tax Reduction Allocation	2,666,756
7501 PA Accountability Grants	776,707
7810 State Share of Social Security and Medicare Taxes	1,649,721
7820 State Share of Retirement Contributions	7,023,714
REVENUE FROM STATE SOURCES	\$31,235,216
REVENUE FROM FEDERAL SOURCES	
8514 NCLB, Title I - Improving the Academic Achievement of the Disadvantaged	1,000,000
8515 NCLB, Title II - Preparing, Training and Recruiting High Quality Teachers and Principals	165,000
8516 NCLB, Title III - Language Instruction for Limited English Proficient and Immigrant Students	30,000
8732 ARRA - Qualified School Construction Bonds (QSCB)	1,980,000
8810 School-Based Access Medicaid Reimbursement Program (SBAP) Reimbursements (Access)	200,000

	<u>Amount</u>
REVENUE FROM FEDERAL SOURCES	
8820 Medical Assistance Reimbursement for Administrative Claiming (Quarterly) Program	25,000
REVENUE FROM FEDERAL SOURCES	\$3,400,000
TOTAL ESTIMATED REVENUES AND OTHER SOURCES	106,771,441

Act 1 Index (current): 3.3%

Calculation Method:

Rate

Approx. Tax Revenue from RE Taxes:	\$61,911,725
Amount of Tax Relief for Homestead Exclusions	<u>\$2,666,756</u>
Total Approx. Tax Revenue:	\$64,578,481
Approx. Tax Levy for Tax Rate Calculation:	\$69,739,486

Monroe

Total

2016-17 Data

a. Assessed Value	\$425,207,190	\$425,207,190
b. Real Estate Mills	163.3000	

I. 2017-18 Data

c. 2015 STEB Market Value	\$2,496,848,256	\$2,496,848,256
d. Assessed Value	\$427,063,600	\$427,063,600
e. Assessed Value of New Constr/ Renov	\$0	\$0

2016-17 Calculations

f. 2016-17 Tax Levy	\$69,436,334	\$69,436,334
(a * b)		

2017-18 Calculations

g. Percent of Total Market Value	100.00000%	100.00000%
II. h. Rebalanced 2016-17 Tax Levy	\$69,436,334	\$69,436,334
(f Total * g)		
i. Base Mills Subject to Index	163.3000	
(h / a * 1000) if no reassessment		
(h / (d-e) * 1000) if reassessment		

Calculation of Tax Rates and Levies Generated

j. Weighted Avg. Collection Percentage	92.30536%	92.30536%
k. Tax Levy Needed	\$69,739,486	\$69,739,486
(Approx. Tax Levy * g)		

I. 2017-18 Real Estate Tax Rate	163.3000	
(k / d * 1000)		

III. m. Tax Levy Generated by Mills	\$69,739,486	\$69,739,486
(l / 1000 * d)		
n. Tax Levy minus Tax Relief for Homestead Exclusions		\$67,072,730
(m - Amount of Tax Relief for Homestead Exclusions)		
o. Net Tax Revenue Generated By Mills		\$61,911,725
(n * Est. Pct. Collection)		

Act 1 Index (current): 3.3%

Calculation Method:	Rate	
Approx. Tax Revenue from RE Taxes:	\$61,911,725	
Amount of Tax Relief for Homestead Exclusions	<u>\$2,666,756</u>	
Total Approx. Tax Revenue:	\$64,578,481	
Approx. Tax Levy for Tax Rate Calculation:	\$69,739,486	
	Monroe	Total

Index Maximums

p. Maximum Mills Based On Index ($i * (1 + \text{Index})$)	168.6889	
q. Mills In Excess of Index (if $l > p$), $(l - p)$)	0.0000	
r. Maximum Tax Levy Based On Index ($p / 1000 * d$)	\$72,040,889	\$72,040,889
IV. s. Millage Rate within Index? (if $l > p$ Then No)	Yes	
t. Tax Levy In Excess of Index (if $m > r$), $(m - r)$)	\$0	\$0
u. Tax Revenue In Excess of Index ($t * \text{Est. Pct. Collection}$)	\$0	\$0

Information Related to Property Tax Relief

V. Assessed Value Exclusion per Homestead	\$2,247	
Number of Homestead/Farmstead Properties	7273	7273
Median Assessed Value of Homestead Properties		\$26,370

Act 1 Index (current): 3.3%

Calculation Method:

Rate

Approx. Tax Revenue from RE Taxes:	\$61,911,725
Amount of Tax Relief for Homestead Exclusions	<u>\$2,666,756</u>
Total Approx. Tax Revenue:	\$64,578,481
Approx. Tax Levy for Tax Rate Calculation:	\$69,739,486

Monroe

Total

State Property Tax Reduction Allocation used for: Homestead Exclusions	\$2,666,756	Lowering RE Tax Rate	\$0	\$2,666,756
Prior Year State Property Tax Reduction Allocation used for: Homestead Exclusions	\$0			\$0
Amount of Tax Relief from State/Local Sources				\$2,666,756

CODE

6111 <u>Current Real Estate Taxes</u>	<u>County Name</u>	<u>Taxable Assessed Value</u>	<u>Real Estate Mills</u>	<u>Tax Levy Generated by Mills</u>	<u>Amount of Tax Relief for Homestead Exclusions</u>	<u>Tax Levy Minus Homestead Exclusions</u>	<u>Percent Collected</u>	<u>Net Tax Revenue Generated By Mills</u>
	Monroe	427,063,600	163.3000	69,739,486			92.30536%	
Totals:		427,063,600		69,739,486	2,666,756	= 67,072,730	X 92.30536%	= 61,911,725

	<u>Rate</u>		<u>Tax Levy</u>	<u>Estimated Revenue</u>
6120 <u>Current Per Capita Taxes, Section 679</u>	\$0.00			0
6140 <u>Current Act 511 Taxes – Flat Rate Assessments</u>	<u>Rate</u>	<u>Add'l Rate (if appl.)</u>	<u>Tax Levy</u>	<u>Estimated Revenue</u>
6141 Current Act 511 Per Capita Taxes	\$0.00	\$0.00	0	0
6142 Current Act 511 Occupation Taxes – Flat Rate	\$0.00	\$0.00	0	0
6143 Current Act 511 Local Services Taxes	\$5.00	\$0.00	71,000	71,000
6144 Current Act 511 Trailer Taxes	\$0.00	\$0.00	0	0
6145 Current Act 511 Business Privilege Taxes – Flat Rate	\$0.00	\$0.00	0	0
6146 Current Act 511 Mechanical Device Taxes – Flat Rate	\$0.00	\$0.00	0	0
6149 Current Act 511 Taxes, Other Flat Rate Assessments	\$0.00	\$0.00	0	0
Total Current Act 511 Taxes – Flat Rate Assessments			71,000	71,000
6150 <u>Current Act 511 Taxes – Proportional Assessments</u>	<u>Rate</u>	<u>Add'l Rate (if appl.)</u>	<u>Tax Levy</u>	<u>Estimated Revenue</u>
6151 Current Act 511 Earned Income Taxes	0.500%	0.000%	3,200,000	3,200,000
6152 Current Act 511 Occupation Taxes	0.000	0.000	0	0
6153 Current Act 511 Real Estate Transfer Taxes	0.500%	0.000%	450,000	450,000
6154 Current Act 511 Amusement Taxes	0.000%	0.000%	0	0
6155 Current Act 511 Business Privilege Taxes	0.000	0.000	0	0
6156 Current Act 511 Mechanical Device Taxes – Percentage	0.000%	0.000%	0	0
6157 Current Act 511 Mercantile Taxes	0.000	0.000	0	0
6159 Current Act 511 Taxes, Other Proportional Assessments	0	0	0	0
Total Current Act 511 Taxes – Proportional Assessments			3,650,000	3,650,000
Total Act 511, Current Taxes				3,721,000
	Act 511 Tax Limit -->	2,496,848,256	X 12	29,962,179
		Market Value	Mills	(511 Limit)

Tax Function	Description	Tax Rate Charged in:		Percent Change in Rate	Less than or equal to Index	Index	Additional Tax Rate Charged in:		Percent Change in Rate	Less than or equal to Index
		2016-17 (Rebalanced)	2017-18				2016-17 (Rebalanced)	2017-18		
6111	<u>Current Real Estate Taxes</u> Monroe	163.3000	163.3000	0.00%	Yes	3.3%				
	<u>Current Act 511 Taxes – Flat Rate Assessments</u>									
6143	Current Act 511 Local Services Taxes <u>Current Act 511 Taxes – Proportional Assessments</u>	\$5.00	\$5.00	0.00%	Yes	3.3%				
6151	Current Act 511 Earned Income Taxes	0.500%	0.500%	0.00%	Yes	3.3%				
6153	Current Act 511 Real Estate Transfer Taxes	0.500%	0.500%	0.00%	Yes	3.3%				

<u>Description</u>	<u>Amount</u>
1000 Instruction	
1100 Regular Programs - Elementary / Secondary	46,713,078
1200 Special Programs - Elementary / Secondary	14,645,019
1300 Vocational Education	1,544,035
1400 Other Instructional Programs - Elementary / Secondary	783,853
Total Instruction	\$63,685,985
2000 Support Services	
2100 Support Services - Students	3,183,559
2200 Support Services - Instructional Staff	1,515,449
2300 Support Services - Administration	6,457,093
2400 Support Services - Pupil Health	1,180,133
2500 Support Services - Business	834,151
2600 Operation and Maintenance of Plant Services	10,254,652
2700 Student Transportation Services	4,610,762
2800 Support Services - Central	968,370
2900 Other Support Services	33,500
Total Support Services	\$29,037,669
3000 Operation of Non-Instructional Services	
3200 Student Activities	1,503,558
3300 Community Services	10,500
Total Operation of Non-Instructional Services	\$1,514,058
5000 Other Expenditures and Financing Uses	
5100 Debt Service / Other Expenditures and Financing Uses	14,030,616
Total Other Expenditures and Financing Uses	\$14,030,616
Total Estimated Expenditures and Other Financing Uses	\$108,268,328

<u>Description</u>	<u>Amount</u>
1000 Instruction	
1100 Regular Programs - Elementary / Secondary	
100 Personnel Services - Salaries	23,834,399
200 Personnel Services - Employee Benefits	17,079,762
300 Purchased Professional and Technical Services	49,000
400 Purchased Property Services	360,350
500 Other Purchased Services	3,438,000
600 Supplies	984,995
700 Property	964,047
800 Other Objects	2,525
Total Regular Programs - Elementary / Secondary	\$46,713,078
1200 Special Programs - Elementary / Secondary	
100 Personnel Services - Salaries	6,162,589
200 Personnel Services - Employee Benefits	5,085,980
300 Purchased Professional and Technical Services	3,217,000
400 Purchased Property Services	7,250
500 Other Purchased Services	92,300
600 Supplies	74,900
700 Property	4,000
800 Other Objects	1,000
Total Special Programs - Elementary / Secondary	\$14,645,019
1300 Vocational Education	
500 Other Purchased Services	1,544,035
Total Vocational Education	\$1,544,035
1400 Other Instructional Programs - Elementary / Secondary	
100 Personnel Services - Salaries	200,000
200 Personnel Services - Employee Benefits	82,353
300 Purchased Professional and Technical Services	327,500
500 Other Purchased Services	153,500
600 Supplies	20,500
Total Other Instructional Programs - Elementary / Secondary	\$783,853
Total Instruction	\$63,685,985
2000 Support Services	
2100 Support Services - Students	
100 Personnel Services - Salaries	1,804,822
200 Personnel Services - Employee Benefits	1,294,237
300 Purchased Professional and Technical Services	58,500
600 Supplies	26,000
Total Support Services - Students	\$3,183,559
2200 Support Services - Instructional Staff	
100 Personnel Services - Salaries	784,509
200 Personnel Services - Employee Benefits	585,390
300 Purchased Professional and Technical Services	19,750
400 Purchased Property Services	8,000

<u>Description</u>	<u>Amount</u>
500 Other Purchased Services	4,600
600 Supplies	110,900
800 Other Objects	2,300
Total Support Services - Instructional Staff	\$1,515,449
2300 Support Services - Administration	
100 Personnel Services - Salaries	2,877,663
200 Personnel Services - Employee Benefits	2,261,780
300 Purchased Professional and Technical Services	901,300
400 Purchased Property Services	1,000
500 Other Purchased Services	159,150
600 Supplies	223,850
800 Other Objects	32,350
Total Support Services - Administration	\$6,457,093
2400 Support Services - Pupil Health	
100 Personnel Services - Salaries	465,829
200 Personnel Services - Employee Benefits	386,754
300 Purchased Professional and Technical Services	306,000
400 Purchased Property Services	500
500 Other Purchased Services	400
600 Supplies	19,000
700 Property	1,000
800 Other Objects	650
Total Support Services - Pupil Health	\$1,180,133
2500 Support Services - Business	
100 Personnel Services - Salaries	421,812
200 Personnel Services - Employee Benefits	331,389
300 Purchased Professional and Technical Services	28,000
400 Purchased Property Services	20,000
500 Other Purchased Services	21,450
600 Supplies	8,000
800 Other Objects	3,500
Total Support Services - Business	\$834,151
2600 Operation and Maintenance of Plant Services	
100 Personnel Services - Salaries	3,821,965
200 Personnel Services - Employee Benefits	3,420,767
300 Purchased Professional and Technical Services	184,500
400 Purchased Property Services	1,388,060
500 Other Purchased Services	294,910
600 Supplies	987,700
700 Property	153,250
800 Other Objects	3,500
Total Operation and Maintenance of Plant Services	\$10,254,652
2700 Student Transportation Services	
100 Personnel Services - Salaries	1,739,147
200 Personnel Services - Employee Benefits	2,020,390

<u>Description</u>	<u>Amount</u>
300 Purchased Professional and Technical Services	3,500
400 Purchased Property Services	27,000
500 Other Purchased Services	124,850
600 Supplies	515,800
700 Property	180,000
800 Other Objects	75
Total Student Transportation Services	\$4,610,762
2800 Support Services - Central	
100 Personnel Services - Salaries	322,404
200 Personnel Services - Employee Benefits	256,466
300 Purchased Professional and Technical Services	3,000
400 Purchased Property Services	62,000
500 Other Purchased Services	34,000
600 Supplies	180,000
700 Property	110,000
800 Other Objects	500
Total Support Services - Central	\$968,370
2900 Other Support Services	
500 Other Purchased Services	33,500
Total Other Support Services	\$33,500
Total Support Services	\$29,037,669
3000 Operation of Non-Instructional Services	
3200 Student Activities	
100 Personnel Services - Salaries	694,821
200 Personnel Services - Employee Benefits	400,937
300 Purchased Professional and Technical Services	36,500
400 Purchased Property Services	51,500
500 Other Purchased Services	101,300
600 Supplies	95,000
700 Property	113,000
800 Other Objects	10,500
Total Student Activities	\$1,503,558
3300 Community Services	
600 Supplies	10,500
Total Community Services	\$10,500
Total Operation of Non-Instructional Services	\$1,514,058
5000 Other Expenditures and Financing Uses	
5100 Debt Service / Other Expenditures and Financing Uses	
800 Other Objects	4,428,616
900 Other Uses of Funds	9,602,000
Total Debt Service / Other Expenditures and Financing Uses	\$14,030,616
Total Other Expenditures and Financing Uses	\$14,030,616
TOTAL EXPENDITURES	\$108,268,328

<u>Cash and Short-Term Investments</u>	<u>06/30/2017 Estimate</u>	<u>06/30/2018 Projection</u>
General Fund	15,000,000	15,000,000
Public Purpose (Expendable) Trust Fund		
Other Comptroller-Approved Special Revenue Funds		
Athletic / School-Sponsored Extra Curricular Activities Fund		
Capital Reserve Fund - § 690, §1850	2,500,000	2,000,000
Capital Reserve Fund - § 1431		
Other Capital Projects Fund	621,000	100,000
Debt Service Fund		
Food Service / Cafeteria Operations Fund	750,000	750,000
Child Care Operations Fund		
Other Enterprise Funds		
Internal Service Fund		
Private Purpose Trust Fund		
Investment Trust Fund	127,500	127,500
Pension Trust Fund		
Activity Fund		
Other Agency Fund	500,000	500,000
Permanent Fund		
Total Cash and Short-Term Investments	\$19,498,500	\$18,477,500

<u>Long-Term Investments</u>	<u>06/30/2017 Estimate</u>	<u>06/30/2018 Projection</u>
General Fund		
Public Purpose (Expendable) Trust Fund		
Other Comptroller-Approved Special Revenue Funds		
Athletic / School-Sponsored Extra Curricular Activities Fund		
Capital Reserve Fund - § 690, §1850		
Capital Reserve Fund - § 1431		
Other Capital Projects Fund		
Debt Service Fund		
Food Service / Cafeteria Operations Fund		
Child Care Operations Fund		
Other Enterprise Funds		
Internal Service Fund		
Private Purpose Trust Fund		
Investment Trust Fund		
Pension Trust Fund		
Activity Fund		
Other Agency Fund		

Long-Term Investments

06/30/2017 Estimate

06/30/2018 Projection

Permanent Fund

Total Long-Term Investments

TOTAL CASH AND INVESTMENTS

\$19,498,500

\$18,477,500

<u>Long-Term Indebtedness</u>	<u>06/30/2017 Estimate</u>	<u>06/30/2018 Projection</u>
General Fund		
0510 Bonds Payable	64,550,000	57,400,000
0520 Extended-Term Financing Agreements Payable	71,990,000	69,538,000
0530 Lease-Purchase Obligations		
0540 Accumulated Compensated Absences	2,916,532	2,986,351
0550 Authority Lease Obligations		
0560 Other Post-Employment Benefits (OPEB)	5,628,268	6,283,272
0599 Other Long-Term Liabilities	145,634,995	150,225,000
Total General Fund	\$290,719,795	\$286,432,623
Public Purpose (Expendable) Trust Fund		
0510 Bonds Payable		
0520 Extended-Term Financing Agreements Payable		
0530 Lease-Purchase Obligations		
0540 Accumulated Compensated Absences		
0550 Authority Lease Obligations		
0560 Other Post-Employment Benefits (OPEB)		
0599 Other Long-Term Liabilities		
Total Public Purpose (Expendable) Trust Fund		
Other Comptroller-Approved Special Revenue Funds		
0510 Bonds Payable		
0520 Extended-Term Financing Agreements Payable		
0530 Lease-Purchase Obligations		
0540 Accumulated Compensated Absences		
0550 Authority Lease Obligations		
0560 Other Post-Employment Benefits (OPEB)		
0599 Other Long-Term Liabilities		
Total Other Comptroller-Approved Special Revenue Funds		
Athletic / School-Sponsored Extra Curricular Activities Fund		
0510 Bonds Payable		
0520 Extended-Term Financing Agreements Payable		
0530 Lease-Purchase Obligations		
0540 Accumulated Compensated Absences		
0550 Authority Lease Obligations		
0560 Other Post-Employment Benefits (OPEB)		
0599 Other Long-Term Liabilities		
Total Athletic / School-Sponsored Extra Curricular Activities Fund		
Capital Reserve Fund - § 690, §1850		
0510 Bonds Payable		
0520 Extended-Term Financing Agreements Payable		

Long-Term Indebtedness

06/30/2017 Estimate

06/30/2018 Projection

- 0530 Lease-Purchase Obligations
- 0540 Accumulated Compensated Absences
- 0550 Authority Lease Obligations
- 0560 Other Post-Employment Benefits (OPEB)
- 0599 Other Long-Term Liabilities

Total Capital Reserve Fund - \$ 690, \$1850

Capital Reserve Fund - \$ 1431

- 0510 Bonds Payable
- 0520 Extended-Term Financing Agreements Payable
- 0530 Lease-Purchase Obligations
- 0540 Accumulated Compensated Absences
- 0550 Authority Lease Obligations
- 0560 Other Post-Employment Benefits (OPEB)
- 0599 Other Long-Term Liabilities

Total Capital Reserve Fund - \$ 1431

Other Capital Projects Fund

- 0510 Bonds Payable
- 0520 Extended-Term Financing Agreements Payable
- 0530 Lease-Purchase Obligations
- 0540 Accumulated Compensated Absences
- 0550 Authority Lease Obligations
- 0560 Other Post-Employment Benefits (OPEB)
- 0599 Other Long-Term Liabilities

Total Other Capital Projects Fund

Debt Service Fund

- 0510 Bonds Payable
- 0520 Extended-Term Financing Agreements Payable
- 0530 Lease-Purchase Obligations
- 0540 Accumulated Compensated Absences
- 0550 Authority Lease Obligations
- 0560 Other Post-Employment Benefits (OPEB)
- 0599 Other Long-Term Liabilities

Total Debt Service Fund

Food Service / Cafeteria Operations Fund

- 0510 Bonds Payable
- 0520 Extended-Term Financing Agreements Payable
- 0530 Lease-Purchase Obligations
- 0540 Accumulated Compensated Absences
- 0550 Authority Lease Obligations

Long-Term Indebtedness

06/30/2017 Estimate

06/30/2018 Projection

0560 Other Post-Employment Benefits (OPEB)

0599 Other Long-Term Liabilities

Total Food Service / Cafeteria Operations Fund

Child Care Operations Fund

0510 Bonds Payable

0520 Extended-Term Financing Agreements Payable

0530 Lease-Purchase Obligations

0540 Accumulated Compensated Absences

0550 Authority Lease Obligations

0560 Other Post-Employment Benefits (OPEB)

0599 Other Long-Term Liabilities

Total Child Care Operations Fund

Other Enterprise Funds

0510 Bonds Payable

0520 Extended-Term Financing Agreements Payable

0530 Lease-Purchase Obligations

0540 Accumulated Compensated Absences

0550 Authority Lease Obligations

0560 Other Post-Employment Benefits (OPEB)

0599 Other Long-Term Liabilities

Total Other Enterprise Funds

Internal Service Fund

0510 Bonds Payable

0520 Extended-Term Financing Agreements Payable

0530 Lease-Purchase Obligations

0540 Accumulated Compensated Absences

0550 Authority Lease Obligations

0560 Other Post-Employment Benefits (OPEB)

0599 Other Long-Term Liabilities

Total Internal Service Fund

Private Purpose Trust Fund

0510 Bonds Payable

0520 Extended-Term Financing Agreements Payable

0530 Lease-Purchase Obligations

0540 Accumulated Compensated Absences

0550 Authority Lease Obligations

0560 Other Post-Employment Benefits (OPEB)

0599 Other Long-Term Liabilities

Total Private Purpose Trust Fund

Long-Term Indebtedness

06/30/2017 Estimate

06/30/2018 Projection

Investment Trust Fund

- 0510 Bonds Payable
- 0520 Extended-Term Financing Agreements Payable
- 0530 Lease-Purchase Obligations
- 0540 Accumulated Compensated Absences
- 0550 Authority Lease Obligations
- 0560 Other Post-Employment Benefits (OPEB)
- 0599 Other Long-Term Liabilities

Total Investment Trust Fund

Pension Trust Fund

- 0510 Bonds Payable
- 0520 Extended-Term Financing Agreements Payable
- 0530 Lease-Purchase Obligations
- 0540 Accumulated Compensated Absences
- 0550 Authority Lease Obligations
- 0560 Other Post-Employment Benefits (OPEB)
- 0599 Other Long-Term Liabilities

Total Pension Trust Fund

Activity Fund

- 0510 Bonds Payable
- 0520 Extended-Term Financing Agreements Payable
- 0530 Lease-Purchase Obligations
- 0540 Accumulated Compensated Absences
- 0550 Authority Lease Obligations
- 0560 Other Post-Employment Benefits (OPEB)
- 0599 Other Long-Term Liabilities

Total Activity Fund

Other Agency Fund

- 0510 Bonds Payable
- 0520 Extended-Term Financing Agreements Payable
- 0530 Lease-Purchase Obligations
- 0540 Accumulated Compensated Absences
- 0550 Authority Lease Obligations
- 0560 Other Post-Employment Benefits (OPEB)
- 0599 Other Long-Term Liabilities

Total Other Agency Fund

Permanent Fund

- 0510 Bonds Payable
- 0520 Extended-Term Financing Agreements Payable

<u>Long-Term Indebtedness</u>	<u>06/30/2017 Estimate</u>	<u>06/30/2018 Projection</u>
0530 Lease-Purchase Obligations		
0540 Accumulated Compensated Absences		
0550 Authority Lease Obligations		
0560 Other Post-Employment Benefits (OPEB)		
0599 Other Long-Term Liabilities		
Total Permanent Fund		
Total Long-Term Indebtedness	\$290,719,795	\$286,432,623

Short-Term Payables

	<u>06/30/2017 Estimate</u>	<u>06/30/2018 Projection</u>
General Fund	2,400,000	2,400,000
Public Purpose (Expendable) Trust Fund		
Other Comptroller-Approved Special Revenue Funds		
Athletic / School-Sponsored Extra Curricular Activities Fund		
Capital Reserve Fund - § 690, §1850		
Capital Reserve Fund - § 1431		
Other Capital Projects Fund		
Debt Service Fund		
Food Service / Cafeteria Operations Fund	225,000	225,000
Child Care Operations Fund		
Other Enterprise Funds		
Internal Service Fund		
Private Purpose Trust Fund		
Investment Trust Fund		
Pension Trust Fund		
Activity Fund		
Other Agency Fund		
Permanent Fund		
Total Short-Term Payables	\$2,625,000	\$2,625,000
TOTAL INDEBTEDNESS	\$293,344,795	\$289,057,623

Account Description	Amounts
0810 Nonspendable Fund Balance	
0820 Restricted Fund Balance	
0830 Committed Fund Balance	963,453
0840 Assigned Fund Balance	
0850 Unassigned Fund Balance	8,654,660
Total Ending Fund Balance - Committed, Assigned, and Unassigned	\$9,618,113

5900 Budgetary Reserve

Total Estimated Ending Committed, Assigned, and Unassigned Fund Balance and Budgetary Reserve	\$9,618,113
--	--------------------
